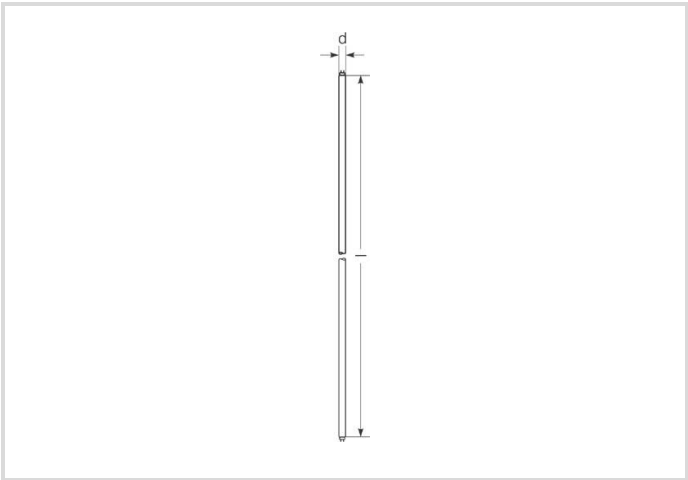


# Fluorescent lamp Spectralux®Plus

NL-T8 36W/840-1/G13

Radium

Product Datasheet Date: 21.07.2025



A

G

3100

4000K

20 000h

Dimmable

## General Data

Article No.	31114512
Code	NL-T8 36W/840-1/G13
Product EAN	4008597145124
Box quantitiy (pcs.)	25
EAN Box	4008597445125
Gross weight of box in kg	3.866
Length of box in m	1.011
Width of box in m	0.149
Height of box in m	0.153
Product weight	133 g
Product status	Inactive

## Electric Parameters

Rated wattage	36.0 W
Lamp nominal wattage	36 W
Weighted energy consumption in 1000 hours	43 kWh
Lamp voltage	81 V
Mains voltage	230 V

Electric Parameters

Nominal current (mA)	556 mA
Compensation capacitor for 50Hz operation	6 µF
dimmable	Yes

Light Application Parameters

Luminous flux	3100 lm
Rated lamp luminous flux	3100 lm
max. luminous flux at	25 °C
Beam angle	360 °
Efficacy	86.11 lm/W
Lamp efficacy	86 lm/W
Radium light colour	white
Code of light color	840
Colour temperature	4000 K
Color rendering index	80-89
Mean luminance	1.3
Lumen maintenance at 2000h	0.96
Lumen maintenance at 4000h	0.94
Lumen maintenance at 6000h	0.93
Lumen maintenance at 8000h	0.91
Lumen maintenance at 12000h	0.91
Lumen maintenance at 16000h	0.90
Lumen maintenance at 20000h	0.89

Service Life

Average nominal lifespan	20000 h
Lamp survival factor at 2000h	0.99
Lamp survival factor at 4000h	0.99
Lamp survival factor at 6000h	0.99
Lamp survival factor at 8000h	0.99
Lamp survival factor at 12000h	0.99
Lamp survival factor at 16000h	0.90
Lamp survival factor at 20000h	0.50

# Fluorescent lamp Spectralux®Plus

NL-T8 36W/840-1/G13

**Radium**

## Specification

Energylabel notice	old label, no EPREL registration, no EU data sheet
Energy Label A to G	G
Energylabel A++ to E	A
Diameter max.	26 mm
Tube diameter	26 mm
Length max.	970 mm
Length	970 mm
Mercury content	2.5 mg
Lamp shape	Rod
Base	G13
Colour	White

## Information especially for EPREL

Energylabel notice	old label, no EPREL registration, no EU data sheet
EPREL ID number	864194

## Miscellaneous

EU-date of phase-out	25.08.2023
EU Directive	RoHS

## Notes

Fluorescent lamp T8 - 26mm diameter, light colour 840, high luminous efficiency, good colour rendering, long life, base G13. Controllable by Dim-ECG.

Please, refer to [www.radium.de/recycling](http://www.radium.de/recycling) for notes on disposal of burned-out lamps as well as lamp breakage.

The "lifespan L70" described for LED lamps indicates the number of hours when the luminous flux has decreased to 70% of its initial value.

The optimal field 'info about service life' contains the frame conditions according to standards based on which the specific service life has been determined. So, for example, "12B50, 50Hz" means that the mean service life (B50) has been determined with a 12h switching cycle at mains (frequency 50Hz), "3B50, HF" is based on a 3h switching cycle at electronic control gear (high frequency).

### Base



G13  
IEC/EN 60061-1  
sheet 7004-51-8

### Spectrum

Natural daylight is a mixture of direct sunlight and the light of the sky. Therefore, its spectral composition changes permanently due to the changing time of day. The standardised light classification D65 corresponds to a daylight with a colour temperature of approximately 6500 K.

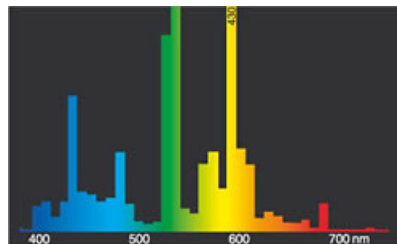
Every fluorescent lamp type has got an individual spectral power distribution according to its phosphor coating inside the bulb. From this result important properties light colour or colour rendering.

Visible region from 380 to 780 nm; height of graph corresponding with relative spectral emission (400mW/klm) per 10nm.

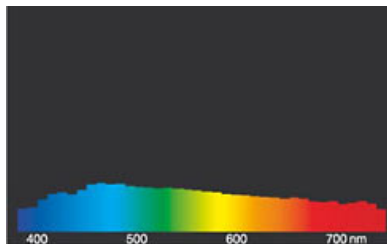
# Fluorescent lamp Spectralux®Plus

NL-T8 36W/840-1/G13

Radium

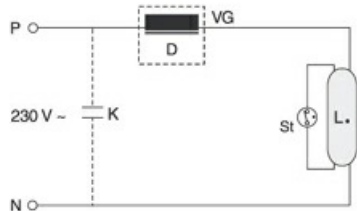


light colour 840 Spectralux® white (21)



daylight(D 65)

## Circuit diagram(s)



### One-lampe circuit inductive

Key:

D = choke

L. = lamp

St = starter

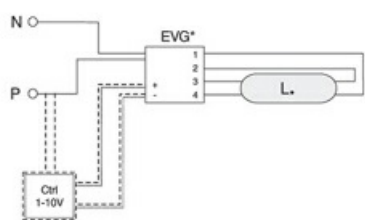
VG = electromagnetic ballast (KVG/VVG)

P = phase

N = zero potential

K = p. f. correction capacitor

The required control gear (here starter and ballast) for the lamps operation is usually mounted in the suitable luminaire in an appropriate electric circuit. Changes of any kind are to be conducted by qualified and specialised staff, only. Thus, this circuit example is to be understood merely as a technical background information for interested users.



### One-lampe circuit with electronic ballast

Key:

VG = ballast electronic (ECG)

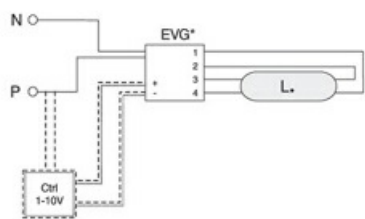
P = phase

N = zero potential

Ctrl = Controller, dimmer

The required control gear (here electronic ballast) for the lamps operation is usually mounted in the suitable luminaire in an appropriate electric circuit. Changes of any kind are to be conducted by qualified and specialised staff, only. Thus, this circuit example is to be understood merely as a technical

background information for interested users.



### One-lampe circuit with electronic ballast

Key:

VG = ballast electronic (ECG)

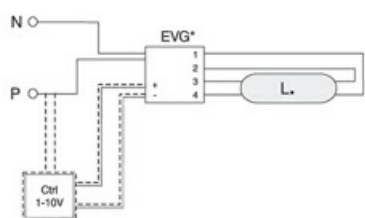
P = phase

N = zero potential

Ctrl = Controller, dimmer

The required control gear (here electronic ballast) for the lamps operation is usually mounted in the suitable luminaire in an appropriate electric circuit. Changes of any kind are to be conducted by qualified and specialised staff, only. Thus, this circuit example is to be understood merely as a technical

background information for interested users.



### One-lampe circuit with electronic ballast

Key:

VG = ballast electronic (ECG)

P = phase

N = zero potential

Ctrl = Controller, dimmer

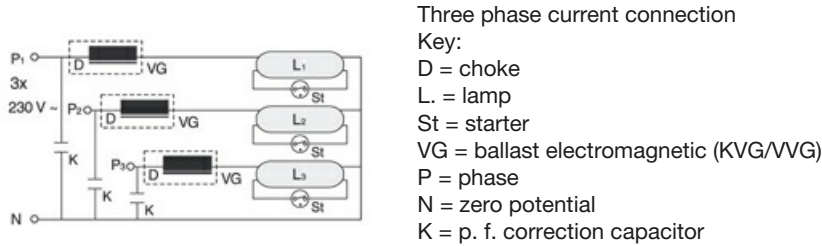
The required control gear (here electronic ballast) for the lamps operation is usually mounted in the suitable luminaire in an appropriate electric circuit. Changes of any kind are to be conducted by qualified and specialised staff, only. Thus, this circuit example is to be understood merely as a technical

background information for interested users.

# Fluorescent lamp Spectralux®Plus

NL-T8 36W/840-1/G13

# Radium



The required control gear (here starter and ballast) for the lamps operation is usually mounted in the suitable luminaire in an appropriate electric circuit. Changes of any kind are to be conducted by qualified and specialised staff, only. Thus, this circuit example is to be understood merely as a technical background information for interested users.

## Special features



## General notes

The technical design data in accordance with DIN and IEC. The producer does not take any responsibility for damage to persons or property in case of unsuitable operation or handling of the product. Operating data and dimensions are valid within the usual tolerances. Related lamp types (different bases, mains voltages) may be available on request. Sale and delivery are effected in accordance with the Radium Terms of Delivery and Payment valid on the day of conclusion of contract. Packing units offer economical advantages to the purchase and logistic department. Please match your quantity volume accordingly. For orders of a minimum quantity (clefts) with a lamp model the amount lower than the volume of each packaging unit, we will invoice 10 % additional charge per lamp type. Technical changes and terms of delivery are reserved. Manipulation of any kind to packaging or product is not permissible as this will violate Radium brand rights. Furthermore, technical properties of the product can change to its disadvantage or even destruction. Therefore, Radium cannot be responsible for consequential damages.

® = Registered trademark

Subject to change without notice. Errors and omissions excepted.

All technical data without guarantee.